

Requirements for Telegram Targeted User Invites:

1) What you need to know: Rules

- a. We will invite a maximum of **500** users every 48 hours per group. You may not ask us to increase this limit since your group will be at risk of being banned/flagged.
- b. Disabling captcha for new members (important or else invited users will be kicked)
- c. Disabling service messages
 - i. This can be achieved with combot, rose, shieldy or auto delete join bot.
 - ii. Examples of service messages:
 1. User A invited User B
 2. User A left the group
 3. User A join the group
- d. Enabling analytics to track users who stay and engage (combot – more below)
- e. Disabling custom welcome messages

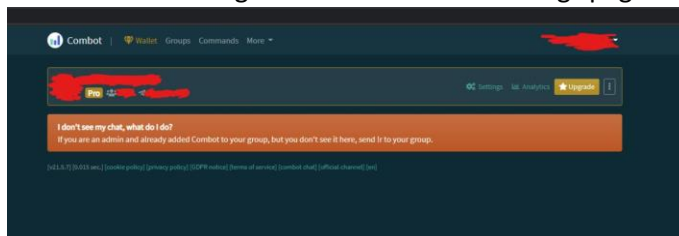


2) Provide us with: Links to relevant groups to target on Telegram

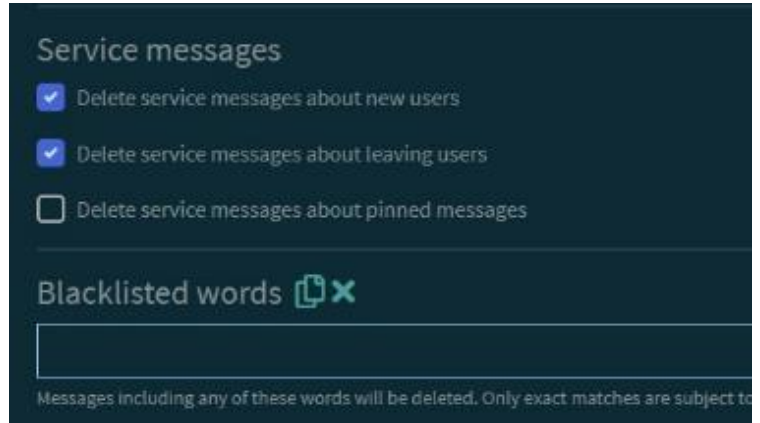
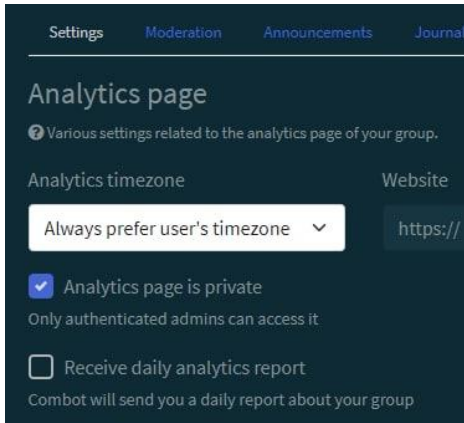
- a. Clients must provide at least 8 Telegram groups with at most 2000-4000 members. **The success rate will be higher due to smaller groups having a significantly less bot/user ratio.**
- b. You can instruct us to scrape users with **Online Now** and/or **Recently Online** status.
- c. 5 examples of Telegram group invite links:
 - i. <https://t.me/DickRiseCoin>
 - ii. <https://t.me/babyfegbsc>
 - iii. <https://t.me/CoinGuardianOfficial>
 - iv. <https://t.me/MoonBaseToken>
 - v. <https://t.me/hungarianvizslainucoin>

3) Setting up Combot (OPTIONAL BUT HIGHLY RECOMMENDED)

- a. Access Combot admin by logging in: <https://combot.org/login>
- b. After logging in with your Telegram, visit this link: <https://combot.org/groups>
- c. Click on the “Settings” link to access the settings page.



- d. To disable join messages, do the following:
 - i. Check the following options (screenshot below):
 1. Under “Moderation” and “Filters”, check the following options:
 - a. Delete service messages about new users
 - b. Delete service messages about leaving users



4) Other Combot Options

